







PORTLAND PUBLIC SCHOOLS – FACILITY ADA ASSESSMENT



Lincoln HS 9-12
August 31, 2009

Site Accessibility


<p>Parking, SE Lot off 14th Ave</p>	<p>2 signed spaces located near elevator lobby. Accessible power activated door leads to lower level elevator lobby.</p>	
<p>Parking, West lot with access to Cafeteria</p>	<p>2 signed spaces located outside of cafeteria. One van accessible. Access aisle has curb cut leading to accessible door to cafeteria.</p>	
<p>Exterior Ramp</p>	<p>10%-11% Ramp with from SW Salmon street to main entry forecourt. Ramp is too steep and has no handrails. Re-grade ramp @ 1:12 with landings approx 80' in length.</p>	
<p>Exterior Ramp</p>	<p>From west parking to cafeteria sidewalk with handrail on both sides.</p>	
<p>Exterior Ramp</p>	<p>(2) Portables are accessible via separate ramps. Add ADA handrails to ramps (approximately 80 lf of rail.)</p>	
<p>Exterior Doors</p>	<p>@ NW corner of east parking lot, replace 1 pair of 2x2'-6" doors with new 3'-0" door with fixed 2'-0" leaf. Provide lever handle hardware at the door. Note: this is not the main accessible route and doors do not need to be modified.</p>	



Accessible Route & Features

Elevator	Elevator added east end of south e-w corridor – connects all three levels. Route at basement level is through ceramics room. Route into cafeteria is through back of house in kitchen.	
Lift	Add lift to provide access to auditorium stage.	
Lift	Add lift to connect wrestling (73) and gym (61) from corridor north of rooms.	
Interior Ramp	Ramp in basement from ceramics room to corridor outside of girl's locker room.	
Interior Ramp	Ramp in basement from corridor outside of girl's locker room to cafeteria.	
Interior Ramp	Ramp at west N-S corridor.	
Interior Ramp / lift	Ramp leading from SW Salmon St to auditorium. Note: the exterior route is the only way into the band room. An interior route exists through the auditorium, but slope of floor is greater than 1:12. A lift could be added to closets outside of band room to allow access to band room.	
Stair Handrails, Interior	North west stair case has ADA rail – three levels.	
Classroom doors	Provide lever hardware on doors, prioritized as requested by students and staff, especially in specialized industrial arts classroom where class function is difficult to relocate. Lower pencil sharpeners to 48" high. Provide extension pulls for overhead projector screens to 48" high as requested by staff.	
Language Lab 71E	Provide lever handle at door.	
Portables 1A 2A 2B	Provide lever handle at doors.	
Auditorium	(2) 2'-10" doors – replace one pair with 3'-0" doors and provide lever handle.	

Plumbing Elements

Drinking Fountain	Basement: in cafeteria – replace with ADA fountain First Floor: double fountains on corridor across from gym. Second floor: near library – replace with ADA fountain	
Bathrooms – basement	Unisex bathroom in cafeteria – used with faculty – add occupancy indicator hardware.	
Bathrooms – 1 st floor	Boy’s and Girls near gym	
Bathrooms – 2 nd floor	Boys and Girls near auditorium balcony.	
Basement Staff Toilet	Unisex bathroom in cafeteria – used with students – New faculty bathroom to be reconfigured as unisex bathroom in kitchen. (1 of 2)	
1 st floor Staff	Men’s in south wing, Women’s in North Wing Add power activated opener to women’s.	
2 nd floor staff	1 unisex provided across from library	
Field House Bathrooms	Men’s, Women’s and Unisex bathrooms provided.	
Locker Rooms	Provide at least one accessible toilet stall, sink, mirror, shower and drinking fountain for gym boys and girls locker rooms. Shower room has a 6” step down from towel room. Add ramp and rail.	
Weight Room (GYM)	Provide ADA drinking fountain.	
Mat Room (GYM)	Provide ADA drinking fountain.	
Science	Provide an accessible sink and gases in at least one science room.	
Home Economics	Provide an accessible sink.	
Art	Provide an accessible sink.	
Office/Faculty	Provide an accessible sink.	

Communication Elements

Auditorium 148	Provide assisted listening devices.	
Choral Music 232	Provide assisted listening devices.	
Gym	Provide assisted listening devices.	
Auditorium	Provide assisted listening devices.	
Signage	Provide accessible signage identifying the existing restrooms receiving ADA upgrades, new accessible restrooms, and elevators (approximately 6 locations.) If signage is provided at classrooms, provide accessible signage.	

Special Spaces, Built-in Elements & Recreational Facilities

Auditorium	7 ADA spaces and companion seating required for main level. Seats have been removed to accommodate seating requirement at lower level.	
Gym	Provide accessible seating adjacent to or on folding bleachers.	
Home Economics	Provide an accessible work area adjacent to the accessible sink.	
Locker Rooms	Provide an accessible bench with back support at boys and girls (or unisex) locker room.	
Weight Room	Move equipment to provide an accessible route to serve all differentiated equipment, and overlapping accessible space to use each piece of equipment.	
Sports Fields	Add ADA seating areas with back support benches. Will require 30" ramp up to first level of seating.	

Field Notes:

